



The New World Handicap System - details of everyone's Handicap Index. You then take this value and then depending on which tees you are playing off you get your Course Handicap to play your game off.

For example someone with a Handicap Index of 9.5 playing in a competition off the White Tees at North Cliff will play off 11.




SCARBOROUGH NORTH CLIFF GOLF CLUB



WORLD HANDICAP SYSTEM
R&A USGA

COURSE RATING™ & SLOPE RATING® TABLE



ENGLAND GOLF
www.Englandgolf.org

MEN

WHITE YARDS

Course Rating: **71.5**
Slope Rating: **129**

Handicap Index*	Course Handicap™
+5.0 to +4.9	+6
+4.8 to +4.0	+5
+3.9 to +3.1	+4
+3.0 to +2.2	+3
+2.1 to +1.4	+2
+1.3 to +0.5	+1
+0.4 to 0.4	0
0.5 to 1.3	1
1.4 to 2.1	2
2.2 to 3.0	3
3.1 to 3.9	4
4.0 to 4.8	5
4.9 to 5.6	6
5.7 to 6.5	7
6.6 to 7.4	8
7.5 to 8.3	9
8.4 to 9.1	10
9.2 to 10.0	11
10.1 to 10.9	12
11.0 to 11.8	13
11.9 to 12.7	14
12.8 to 13.5	15
13.6 to 14.4	16
14.5 to 15.3	17
15.4 to 16.2	18
16.3 to 17.0	19
17.1 to 17.9	20
18.0 to 18.8	21
18.9 to 19.7	22
19.8 to 20.5	23
20.6 to 21.4	24
21.5 to 22.3	25
22.4 to 23.2	26
23.3 to 24.0	27
24.1 to 24.9	28
25.0 to 25.8	29
25.9 to 26.7	30
26.8 to 27.5	31
27.6 to 28.4	32
28.5 to 29.3	33
29.4 to 30.2	34
30.3 to 31.0	35
31.1 to 31.9	36
32.0 to 32.8	37
32.9 to 33.7	38
33.8 to 34.6	39
34.7 to 35.4	40
35.5 to 36.3	41
36.4 to 37.2	42
37.3 to 38.1	43
38.2 to 38.9	44
39.0 to 39.8	45
39.9 to 40.7	46
40.8 to 41.6	47
41.7 to 42.4	48
42.5 to 43.3	49
43.4 to 44.2	50
44.3 to 45.1	51
45.2 to 45.9	52
46.0 to 46.8	53
46.9 to 47.7	54
47.8 to 48.6	55
48.7 to 49.4	56
49.5 to 50.3	57
50.4 to 51.2	58
51.3 to 52.1	59
52.2 to 52.9	60
53.0 to 53.8	61
53.9 to 54.0	62

MEN

YELLOW YARDS

Course Rating: **69.6**
Slope Rating: **127**

Handicap Index*	Course Handicap™
+5.0 to +4.9	+6
+4.8 to +4.1	+5
+4.0 to +3.2	+4
+3.1 to +2.3	+3
+2.2 to +1.4	+2
+1.3 to +0.5	+1
+0.4 to 0.4	0
0.5 to 1.3	1
1.4 to 2.2	2
2.3 to 3.1	3
3.2 to 4.0	4
4.1 to 4.8	5
4.9 to 5.7	6
5.8 to 6.6	7
6.7 to 7.5	8
7.6 to 8.4	9
8.5 to 9.3	10
9.4 to 10.2	11
10.3 to 11.1	12
11.2 to 12.0	13
12.1 to 12.9	14
13.0 to 13.7	15
13.8 to 14.6	16
14.7 to 15.5	17
15.6 to 16.4	18
16.5 to 17.3	19
17.4 to 18.2	20
18.3 to 19.1	21
19.2 to 20.0	22
20.1 to 20.9	23
21.0 to 21.7	24
21.8 to 22.6	25
22.7 to 23.5	26
23.6 to 24.4	27
24.5 to 25.3	28
25.4 to 26.2	29
26.3 to 27.1	30
27.2 to 28.0	31
28.1 to 28.9	32
29.0 to 29.8	33
29.9 to 30.6	34
30.7 to 31.5	35
31.6 to 32.4	36
32.5 to 33.3	37
33.4 to 34.2	38
34.3 to 35.1	39
35.2 to 36.0	40
36.1 to 36.9	41
37.0 to 37.8	42
37.9 to 38.7	43
38.8 to 39.5	44
39.6 to 40.4	45
40.5 to 41.3	46
41.4 to 42.2	47
42.3 to 43.1	48
43.2 to 44.0	49
44.1 to 44.9	50
45.0 to 45.8	51
45.9 to 46.7	52
46.8 to 47.6	53
47.7 to 48.4	54
48.5 to 49.3	55
49.4 to 50.2	56
50.3 to 51.1	57
51.2 to 52.0	58
52.1 to 52.9	59
53.0 to 53.8	60
53.9 to 54.0	61


LADIES

RED YARDS

Course Rating: **73.0**
Slope Rating: **128**

Handicap Index*	Course Handicap™
+5.0 to +4.9	+6
+4.8 to +4.0	+5
+3.9 to +3.1	+4
+3.0 to +2.3	+3
+2.2 to +1.4	+2
+1.3 to +0.5	+1
+0.4 to 0.4	0
0.5 to 1.3	1
1.4 to 2.2	2
2.3 to 3.0	3
3.1 to 3.9	4
4.0 to 4.8	5
4.9 to 5.7	6
5.8 to 6.6	7
6.7 to 7.5	8
7.6 to 8.3	9
8.4 to 9.2	10
9.3 to 10.1	11
10.2 to 11.0	12
11.1 to 11.9	13
12.0 to 12.8	14
12.9 to 13.6	15
13.7 to 14.5	16
14.6 to 15.4	17
15.5 to 16.3	18
16.4 to 17.2	19
17.3 to 18.0	20
18.1 to 18.9	21
19.0 to 19.8	22
19.9 to 20.7	23
20.8 to 21.6	24
21.7 to 22.5	25
22.6 to 23.3	26
23.4 to 24.2	27
24.3 to 25.1	28
25.2 to 26.0	29
26.1 to 26.9	30
27.0 to 27.8	31
27.9 to 28.6	32
28.7 to 29.5	33
29.6 to 30.4	34
30.5 to 31.3	35
31.4 to 32.2	36
32.3 to 33.1	37
33.2 to 33.9	38
34.0 to 34.8	39
34.9 to 35.7	40
35.8 to 36.6	41
36.7 to 37.5	42
37.6 to 38.4	43
38.5 to 39.2	44
39.3 to 40.1	45
40.2 to 41.0	46
41.1 to 41.9	47
42.0 to 42.8	48
42.9 to 43.6	49
43.7 to 44.5	50
44.6 to 45.4	51
45.5 to 46.3	52
46.4 to 47.2	53
47.3 to 48.1	54
48.2 to 48.9	55
49.0 to 49.8	56
49.9 to 50.7	57
50.8 to 51.6	58
51.7 to 52.5	59
52.6 to 53.4	60
53.5 to 54.0	61

When using the table, find the range containing your Handicap Index* in the left column. Play with the Course Handicap™ which corresponds with it in the right column. Please make sure that the tees from which you are playing correspond with the appropriate Slope Rating above.



Club Name: SCARBOROUGH NORTH CLIFF GOLF CLUB
Cert. No.: 1014833
www.Englandgolf.org